Diploma Programme
Programme du diplôme
Programa del Diploma

Mathematics: applications and interpretation
Higher level
Paper 1

Friday 6 May 2022 (afternoon)

Candidate session number

2 hours

Instructions to candidates

- Write your session number in the boxes above.
- Do not open this examination paper until instructed to do so.
- A graphic display calculator is required for this paper.
- Answer all questions.
- Answers must be written within the answer boxes provided.
- Unless otherwise stated in the question, all numerical answers should be given exactly or correct to three significant figures.
- A clean copy of the **mathematics: applications and interpretation formula booklet** is required for this paper.
- The maximum mark for this examination paper is **[110 marks]**.

25 pages

2222 – 7211
© International Baccalaureate Organization 2022

28EP01

International Baccalaureate
Baccalauréat International
Bachillerato Internacional

Answers must be written within the answer boxes provided. Full marks are not necessarily awarded for a correct answer with no working. Answers must be supported by working and/or explanations. Solutions found from a graphic display calculator should be supported by suitable working. For example, if graphs are used to find a solution, you should sketch these as part of your answer. Where an answer is incorrect, some marks may be given for a correct method, provided this is shown by written working. You are therefore advised to show all working.

1. [Maximum mark: 6]

A group of 130 applicants applied for admission into either the Arts programme or the Sciences programme at a university. The outcomes of their applications are shown in the following table.

	Accepted	**Rejected**
Arts programme	17	24
Sciences programme	25	64

(a) Find the probability that a randomly chosen applicant from this group was accepted by the university. [1]

An applicant is chosen at random from this group. It is found that they were accepted into the programme of their choice.

(b) Find the probability that the applicant applied for the Arts programme. [2]

Two different applicants are chosen at random from the original group.

(c) Find the probability that both applicants applied to the Arts programme. [3]

(This question continues on the following page)

(Question 1 continued)

2. [Maximum mark: 8]

The owner of a convenience store installs two security cameras, represented by points $C1$ and $C2$. Both cameras point towards the centre of the store's cash register, represented by the point R.

The following diagram shows this information on a cross-section of the store.

diagram not to scale

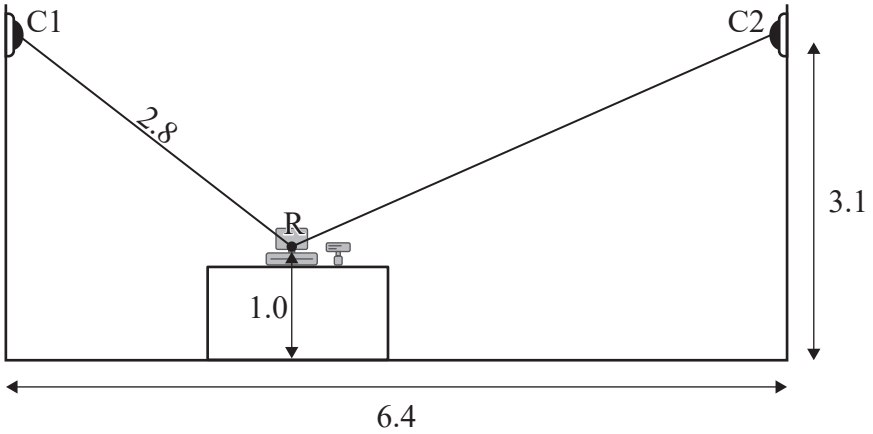

The cameras are positioned at a height of $3.1\,\text{m}$, and the horizontal distance between the cameras is $6.4\,\text{m}$. The cash register is sitting on a counter so that its centre, R, is $1.0\,\text{m}$ above the floor.

The distance from Camera 1 to the centre of the cash register is $2.8\,\text{m}$.

(a) Determine the angle of depression from Camera 1 to the centre of the cash register. Give your answer in degrees. [2]

(b) Calculate the distance from Camera 2 to the centre of the cash register. [4]

(c) Without further calculation, determine which camera has the largest angle of depression to the centre of the cash register. Justify your response. [2]

(This question continues on the following page)

(Question 2 continued)

Please **do not** write on this page.

Answers written on this page
will not be marked.

3. [Maximum mark: 7]

A polygraph test is used to determine whether people are telling the truth or not, but it is not completely accurate. When a person tells the truth, they have a 20% chance of failing the test. Each test outcome is independent of any previous test outcome.

10 people take a polygraph test and all 10 tell the truth.

(a) Calculate the expected number of people who will pass this polygraph test. [2]

(b) Calculate the probability that exactly 4 people will fail this polygraph test. [2]

(c) Determine the probability that fewer than 7 people will pass this polygraph test. [3]

4. [Maximum mark: 7]

The graphs of $y = 6 - x$ and $y = 1.5x^2 - 2.5x + 3$ intersect at $(2\,,\ 4)$ and $(-1\,,\ 7)$, as shown in the following diagrams.

In **diagram 1**, the region enclosed by the lines $y = 6 - x$, $x = -1$, $x = 2$ and the x-axis has been shaded.

diagram not to scale

Diagram 1

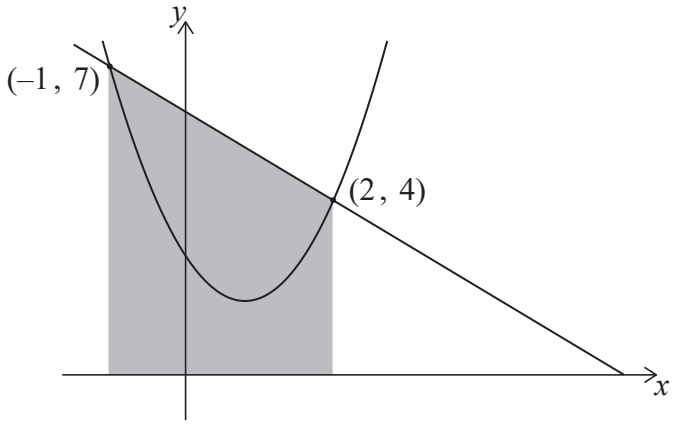

(a) Calculate the area of the shaded region in **diagram 1**. [2]

In **diagram 2**, the region enclosed by the curve $y = 1.5x^2 - 2.5x + 3$, and the lines $x = -1$, $x = 2$ and the x-axis has been shaded.

diagram not to scale

Diagram 2

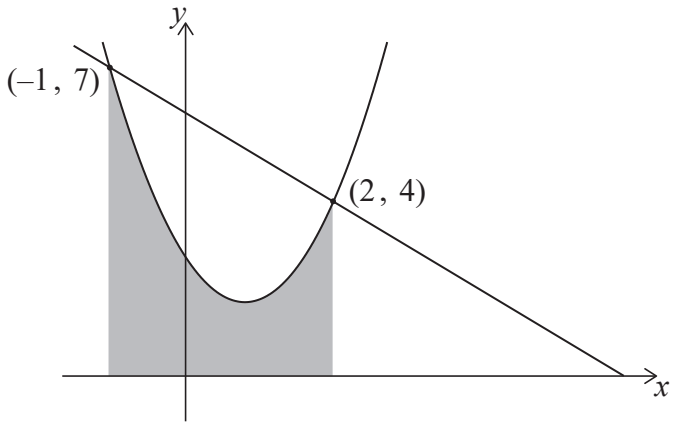

(b) (i) Write down an integral for the area of the shaded region in **diagram 2**.

(ii) Calculate the area of this region. [3]

(c) Hence, determine the area enclosed between $y = 6 - x$ and $y = 1.5x^2 - 2.5x + 3$. [2]

(This question continues on the following page)

(Question 4 continued)

. . . . . .

. . . . . .

. . . . . .

. . . . . .

. . . . . .

. . . . . .

. . . . . .

. . . . . .

. . . . . .

. . . . . .

. . . . . .

. . . . . .

5. [Maximum mark: 8]

The graph below shows the average savings, S thousand dollars, of a group of university graduates as a function of t, the number of years after graduating from university.

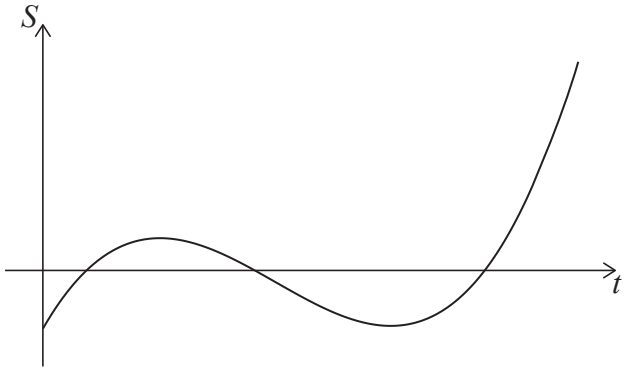

(a) Write down one feature of this graph which suggests a cubic function might be appropriate to model this scenario. [1]

The equation of the model can be expressed in the form $S = at^3 + bt^2 + ct + d$, where a, b, c and d are real constants.

The graph of the model must pass through the following four points.

t	0	1	2	3
S	–5	3	–1	–5

(b) (i) Write down the value of d.

(ii) Write down three simultaneous equations for a, b and c.

(iii) Hence, or otherwise, find the values of a, b and c. [4]

A negative value of S indicates that a graduate is expected to be in debt.

(c) Use the model to determine the total length of time, in years, for which a graduate is expected to be in debt after graduating from university. [3]

(This question continues on the following page)

(Question 5 continued)

6. [Maximum mark: 5]

Consider the following directed network.

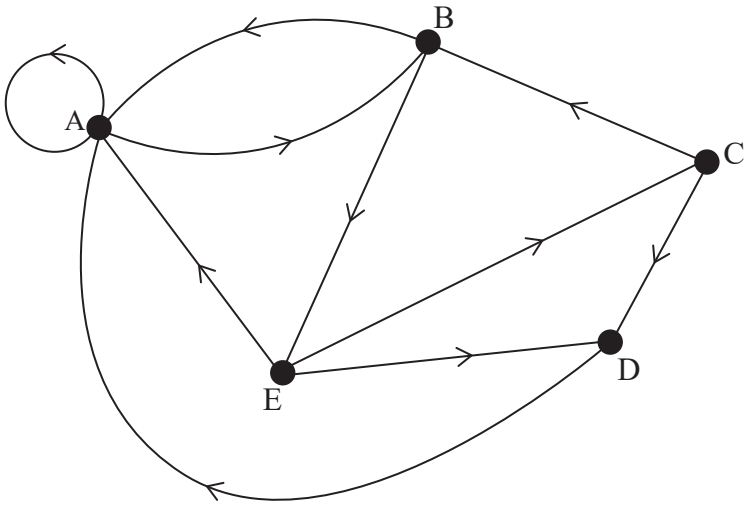

(a) Write down the adjacency matrix for this network. [2]

(b) Determine the number of different walks of length 5 that start and end at the same vertex. [3]

. . . . . .

. . . . . .

. . . . . .

. . . . . .

. . . . . .

. . . . . .

. . . . . .

. . . . . .

. . . . . .

. . . . . .

. . . . . .

. . . . . .

7. [Maximum mark: 5]

The sum of an infinite geometric sequence is 9.

The first term is 4 more than the second term.

Find the third term. Justify your answer.

8. [Maximum mark: 8]

The diagram shows a sector, OAB, of a circle with centre O and radius r, such that $\mathrm{A\hat{O}B} = \theta$.

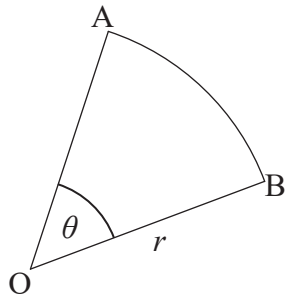

Sam measured the value of r to be $2\,\mathrm{cm}$ and the value of θ to be 30°.

(a) Use Sam's measurements to calculate the area of the sector. Give your answer to four significant figures. [2]

It is found that Sam's measurements are accurate to only one significant figure.

(b) Find the upper bound and lower bound of the area of the sector. [3]

(c) Find, with justification, the largest possible percentage error if the answer to part (a) is recorded as the area of the sector. [3]

. . . . . .

. . . . . .

. . . . . .

. . . . . .

. . . . . .

. . . . . .

. . . . . .

. . . . . .

. . . . . .

. . . . . .

. . . . . .

. . . . . .

9. [Maximum mark: 8]

A psychologist records the number of digits (d) of π that a sample of IB Mathematics higher level candidates could recall.

d	2	3	4	5	6	7
Frequency	2	6	24	21	11	3

(a) Find an unbiased estimate of the population mean of d. [1]

(b) Find an unbiased estimate of the population variance of d. [2]

The psychologist has read that in the general population people can remember an average of 4.4 digits of π. The psychologist wants to perform a statistical test to see if IB Mathematics higher level candidates can remember more digits than the general population.

(c) $\mathrm{H}_0 : \mu = 4.4$ is the null hypothesis for this test.

(i) State the alternative hypothesis.

(ii) Given that all assumptions for this test are satisfied, carry out an appropriate hypothesis test. State and justify your conclusion. Use a 5% significance level. [5]

. . . . . .

. . . . . .

. . . . . .

. . . . . .

. . . . . .

. . . . . .

. . . . . .

. . . . . .

. . . . . .

. . . . . .

. . . . . .

. . . . . .

10. [Maximum mark: 5]

The function $f(x) = \ln\left(\frac{1}{x-2}\right)$ is defined for $x > 2$, $x \in \mathbb{R}$.

(a) Find an expression for $f^{-1}(x)$. You are not required to state a domain. [3]

(b) Solve $f(x) = f^{-1}(x)$. [2]

11. [Maximum mark: 6]

Juliana plans to invest money for 10 years in an account paying $3.5\,\%$ interest, compounded annually. She expects the annual inflation rate to be $2\,\%$ per year throughout the 10-year period.

Juliana would like her investment to be worth a real value of $\$4000$, compared to current values, at the end of the 10-year period. She is considering two options.

Option 1: Make a one-time investment at the start of the 10-year period.

Option 2: Invest $\$1000$ at the start of the 10-year period and then invest $\$x$ into the account at the end of each year (including the first and last years).

(a) For option 1, determine the minimum amount Juliana would need to invest. Give your answer to the nearest dollar. [3]

(b) For option 2, find the minimum value of x that Juliana would need to invest each year. Give your answer to the nearest dollar. [3]

12. [Maximum mark: 6]

The sex of cuttlefish is difficult to determine visually, so it is often found by weighing the cuttlefish.

The weights of adult male cuttlefish are known to be normally distributed with mean $10\,\text{kg}$ and standard deviation $0.5\,\text{kg}$.

The weights of adult female cuttlefish are known to be normally distributed with mean $12\,\text{kg}$ and standard deviation $1\,\text{kg}$.

A zoologist uses the null hypothesis that in the absence of information a cuttlefish is male.

If the weight is found to be above $11.5\,\text{kg}$ the cuttlefish is classified as female.

(a) Find the probability of making a Type I error when weighing a male cuttlefish. [2]

(b) Find the probability of making a Type II error when weighing a female cuttlefish. [2]

$90\,\%$ of adult cuttlefish are male.

(c) Find the probability of making an error using the zoologist's method. [2]

. . . . . .

. . . . . .

. . . . . .

. . . . . .

. . . . . .

. . . . . .

. . . . . .

. . . . . .

. . . . . .

. . . . . .

. . . . . .

. . . . . .

13. [Maximum mark: 5]

An electric circuit has two power sources. The voltage, V_1, provided by the first power source, at time t, is modelled by

$$V_1 = \mathrm{Re}\left(2\mathrm{e}^{3t\mathrm{i}}\right).$$

The voltage, V_2, provided by the second power source is modelled by

$$V_2 = \mathrm{Re}\left(5\mathrm{e}^{(3t+4)\mathrm{i}}\right).$$

The total voltage in the circuit, V_T, is given by

$$V_T = V_1 + V_2.$$

(a) Find an expression for V_T in the form $A\cos(Bt + C)$, where A, B and C are real constants. [4]

(b) Hence write down the maximum voltage in the circuit. [1]

. . . . . .

. . . . . .

. . . . . .

. . . . . .

. . . . . .

. . . . . .

. . . . . .

. . . . . .

. . . . . .

. . . . . .

. . . . . .

. . . . . .

14. [Maximum mark: 4]

The shape of a vase is formed by rotating a curve about the y-axis.

The vase is $10\,\text{cm}$ high. The internal radius of the vase is measured at $2\,\text{cm}$ intervals along the height:

Height (cm)	**Radius (cm)**
0	4
2	6
4	8
6	7
8	3
10	5

Use the trapezoidal rule to estimate the volume of water that the vase can hold.

. . . . . .

. . . . . .

. . . . . .

. . . . . .

. . . . . .

. . . . . .

. . . . . .

. . . . . .

. . . . . .

. . . . . .

. . . . . .

. . . . . .

15. [Maximum mark: 7]

The equation of the line $y = mx + c$ can be expressed in vector form $\boldsymbol{r} = \boldsymbol{a} + \lambda \boldsymbol{b}$.

(a) Find the vectors $\boldsymbol{a}$ and $\boldsymbol{b}$ in terms of m and/or c. [2]

The matrix $\boldsymbol{M}$ is defined by $\begin{pmatrix} 6 & 3 \\ 4 & 2 \end{pmatrix}$.

(b) Find the value of $\det \boldsymbol{M}$. [1]

The line $y = mx + c$ (where $m \neq -2$) is transformed into a new line using the transformation described by matrix $\boldsymbol{M}$.

(c) Show that the equation of the resulting line does not depend on m or c. [4]

. . . . . .

. . . . . .

. . . . . .

. . . . . .

. . . . . .

. . . . . .

. . . . . .

. . . . . .

. . . . . .

. . . . . .

. . . . . .

. . . . . .

Please **do not** write on this page.

Answers written on this page
will not be marked.

16. [Maximum mark: 7]

The position vector of a particle, P, relative to a fixed origin O at time t is given by

$$\overrightarrow{\mathrm{OP}} = \begin{pmatrix} \sin(t^2) \\ \cos(t^2) \end{pmatrix}.$$

(a) Find the velocity vector of P. [2]

(b) Show that the acceleration vector of P is never parallel to the position vector of P. [5]

17. [Maximum mark: 8]

The cross-section of a beach is modelled by the equation $y = 0.02x^2$ for $0 \le x \le 10$ where y is the height of the beach (in metres) at a horizontal distance x metres from an origin. t is the time in hours after low tide.

At $t = 0$ the water is at the point $(0, 0)$. The height of the water rises at a rate of 0.2 metres per hour. The point $\mathrm{W}(x(t), y(t))$ indicates where the water level meets the beach at time t.

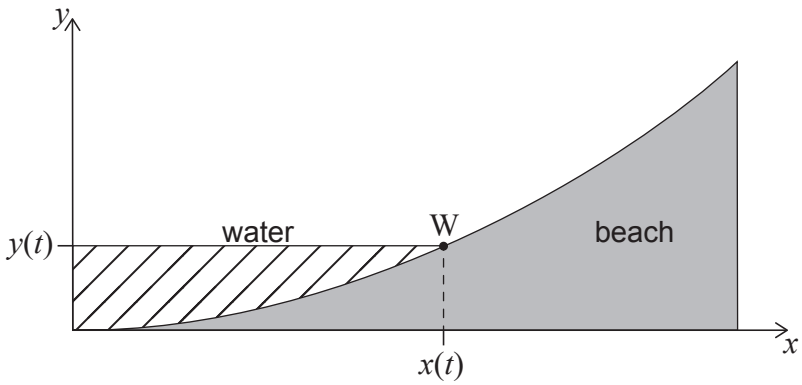

(a) When W has an x-coordinate equal to 1, find the horizontal component of the velocity of W. [3]

A snail is modelled as a single point. At $t = 0$ it is positioned at $(1, 0.02)$. The snail travels away from the incoming water at a speed of 1 metre per hour in the direction along the curve of the cross-section of the beach. The following diagram shows this for a value of t, such that $t > 0$.

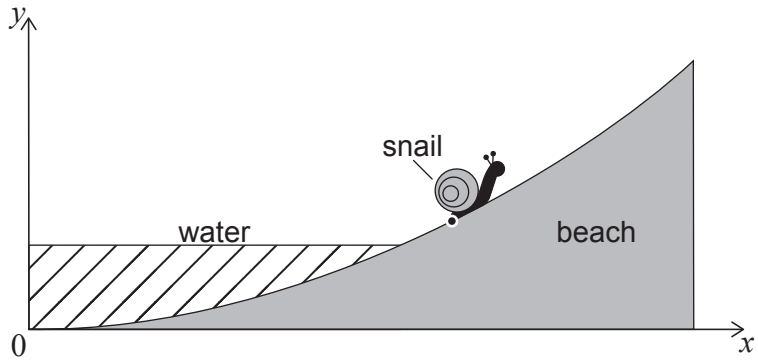

(b) (i) Find the time taken for the snail to reach the point $(10, 2)$.

(ii) Hence show that the snail reaches the point $(10, 2)$ before the water does. [5]

(This question continues on the following page)

(Question 17 continued)

. . . . . .

. . . . . .

. . . . . .

. . . . . .

. . . . . .

. . . . . .

. . . . . .

. . . . . .

. . . . . .

. . . . . .

. . . . . .

. . . . . .

References:

© International Baccalaureate Organization 2022

Please **do not** write on this page.

Answers written on this page
will not be marked.

Please **do not** write on this page.

Answers written on this page
will not be marked.

Please **do not** write on this page.

Answers written on this page
will not be marked.